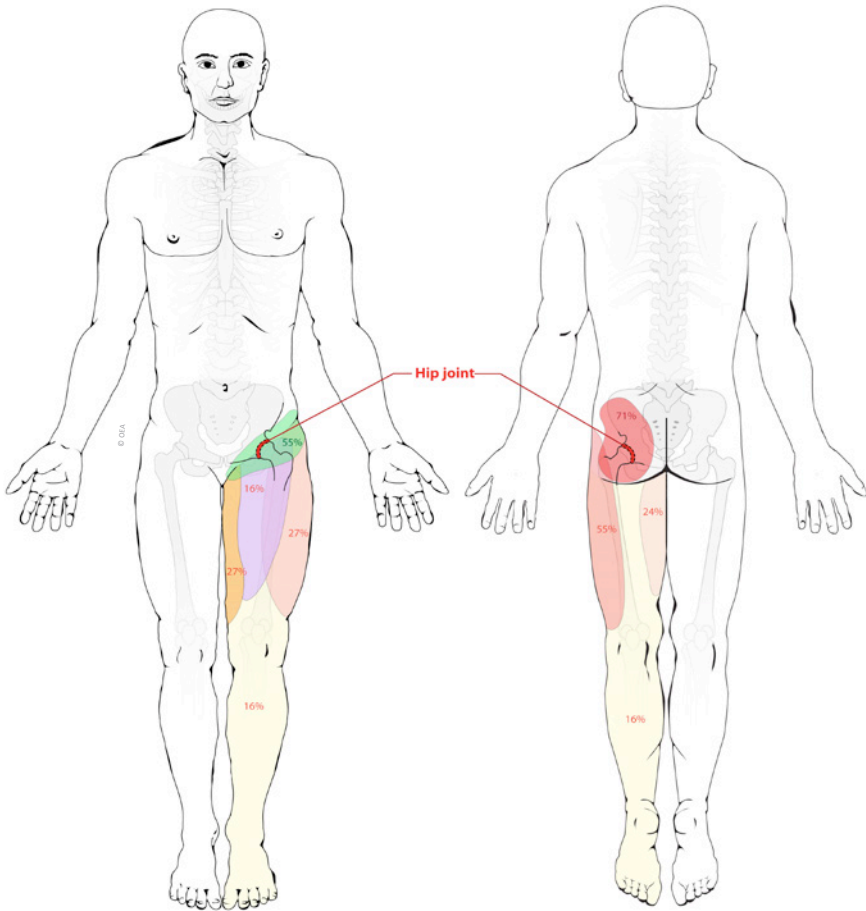


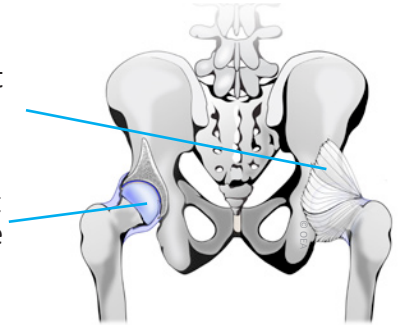
# Hip Joint Pain Pattern



## Normal Anatomy

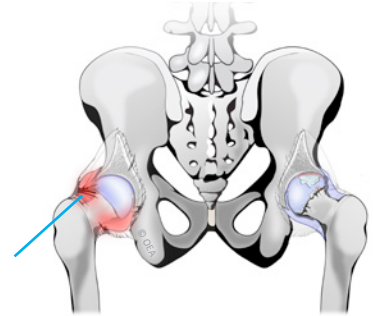
Hip Joint Capsule

Hip Joint Cartilage



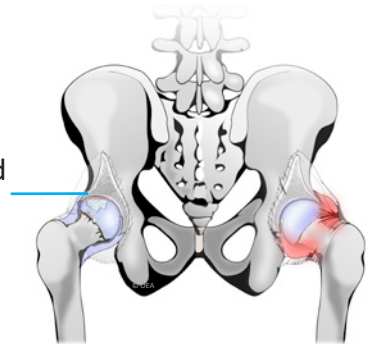
## Hip Joint Synovitis

Inflamed Hip Joint Capsule



## Hip Joint Arthrosis

Degenerated Hip Joint Cartilage



Based on: Leshner JM et al. Hip Joint Pain Referral Patterns: A Descriptive Study. *Pain Medicine*. 2008. 9(1):22-25.

**TOUCHSTONE**  
INTERVENTIONAL PAIN CENTER

**Shawn Sills, MD**

Anesthesiologist  
Specializing in Interventional Pain Management  
American Board of Anesthesiology  
American Board of Pain Medicine  
Fellow of Interventional Pain Practitioners (World Institute of Pain)  
American Board of Interventional Pain Physicians  
American Board of Addiction Medicine

2925 Siskiyou Boulevard  
Medford, Oregon 97504

Phone: 541-773-1435  
Fax: 541-858-6828

[www.touchstonepain.com](http://www.touchstonepain.com)

© OEA Brochures 2012 [www.OEAbrochures.com](http://www.OEAbrochures.com)